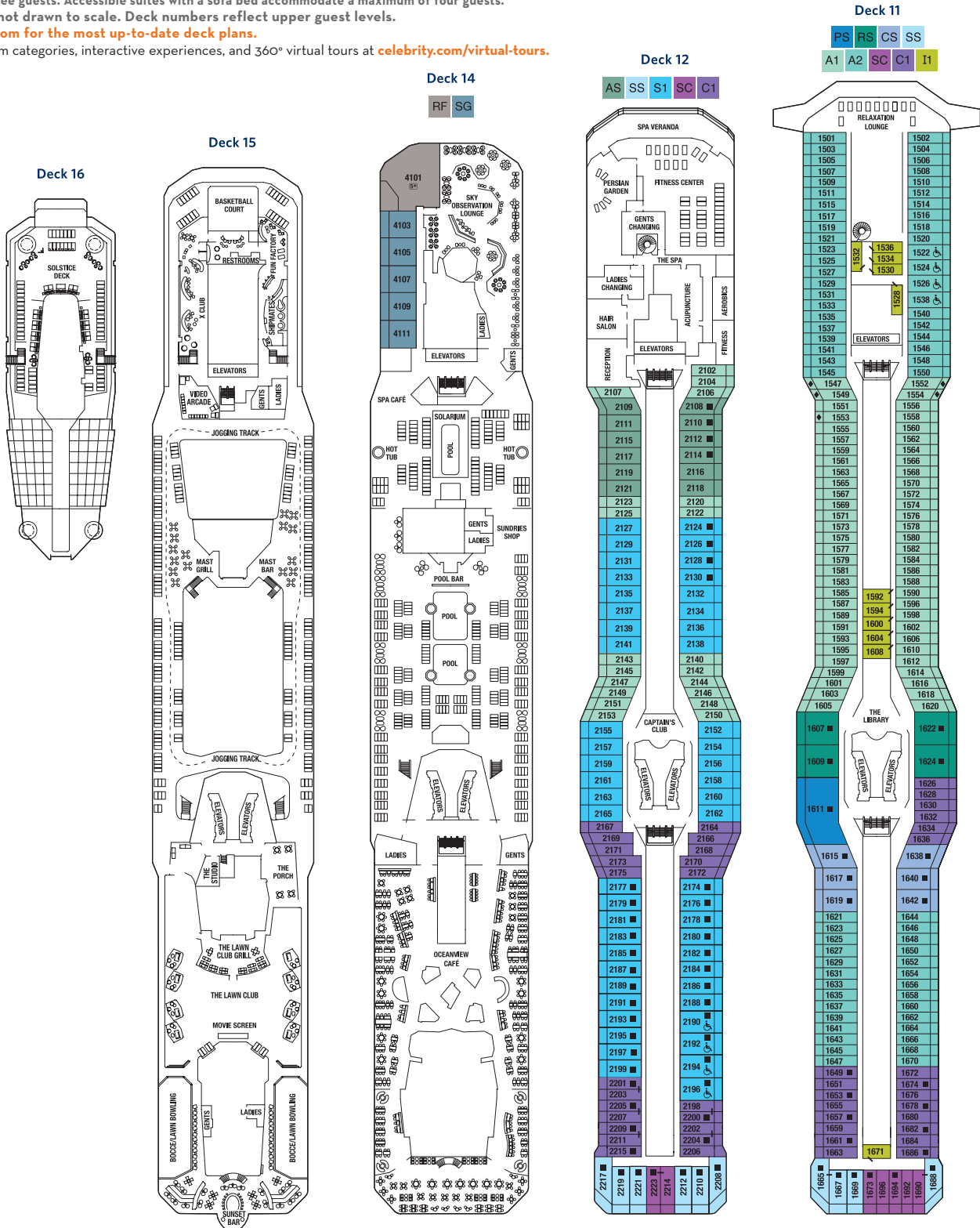


DECK PLANS, STATEROOMS, AND VENUES VARY PER SHIP.

Staterooms with an upper bed and sofa bed accommodate a maximum of four guests. Accessible staterooms with a sofa bed accommodate a maximum of three guests. Accessible suites with a sofa bed accommodate a maximum of four guests. Deck plans are not drawn to scale. Deck numbers reflect upper guest levels.

Visit celebrity.com for the most up-to-date deck plans.

Explore stateroom categories, interactive experiences, and 360° virtual tours at celebrity.com/virtual-tours.



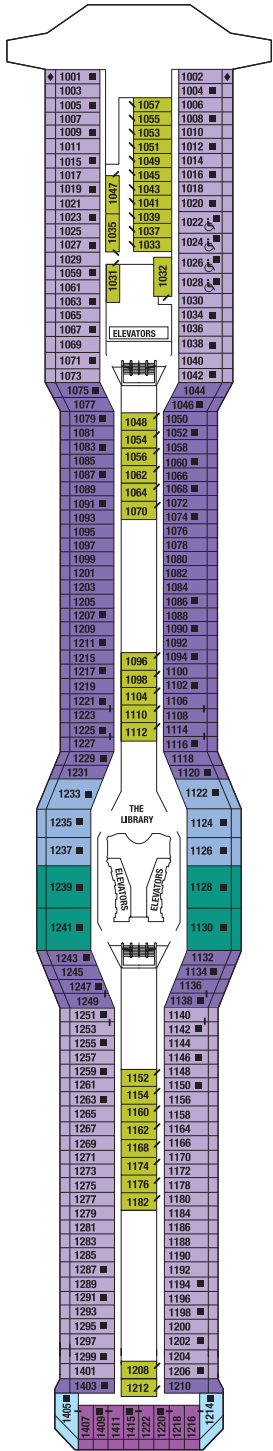
AFT FORWARD
STARBOARD PORT

- | | | | | |
|----------------------------|----------------------------------|----------------------------------|------------------------------------|-----------------------------------|
| RF Reflection Suite | A1 Prime AquaClass® | UV Ultra Deluxe Veranda | O1 Prime Ocean View | ◆ Obstructed View Stateroom |
| PS Penthouse Suite | A2 AquaClass | SV Sunset Veranda | O2 Ocean View | ▲ Single Sofa Bed |
| RS Royal Suite | SC Sunset Concierge Class | DV Deluxe Veranda | I1 Prime Inside | ■ One Upper Berth |
| SG Signature Suite | C1 Prime Concierge Class | V1 Prime Veranda | I2 Inside | Connecting Staterooms |
| CS Celebrity Suite | C2 Concierge Class | V2 Veranda | + Medical Facility - Deck 2 | ↘ Inside Stateroom Door Location |
| AS Aqua Sky Suite | | V3 Veranda (Partial View) | Located by Mid-Ship Elevators | ♿ Wheelchair Accessible Stateroom |
| SS Sunset Sky Suite | | | | Featuring Roll-In Shower |
| S1 Sky Suite | | | | |

CELEBRITY REFLECTION® DECK PLANS

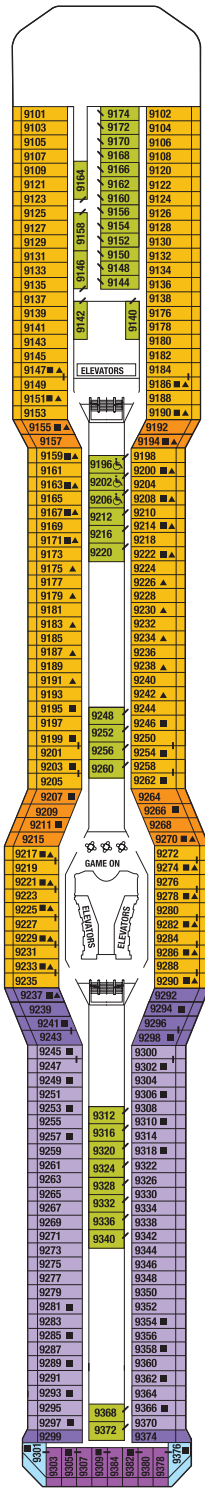
Deck 10

RS CS SS SC C1 C2 I1



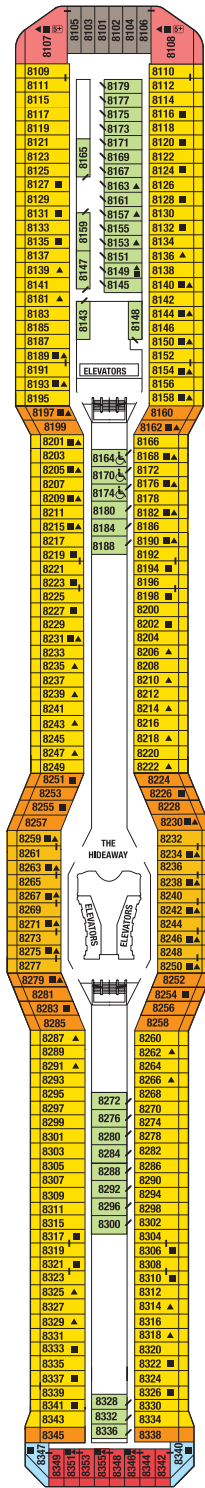
Deck 9

SS SC C1 C2 DV V1 I1



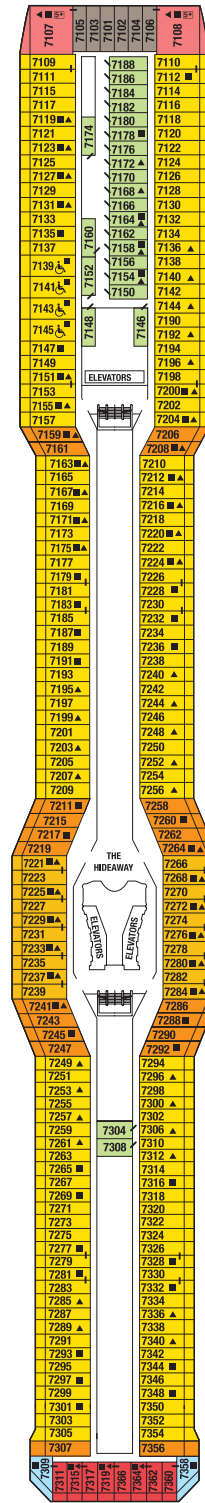
Deck 8

SS UV SV DV V1 V2 O1 I2



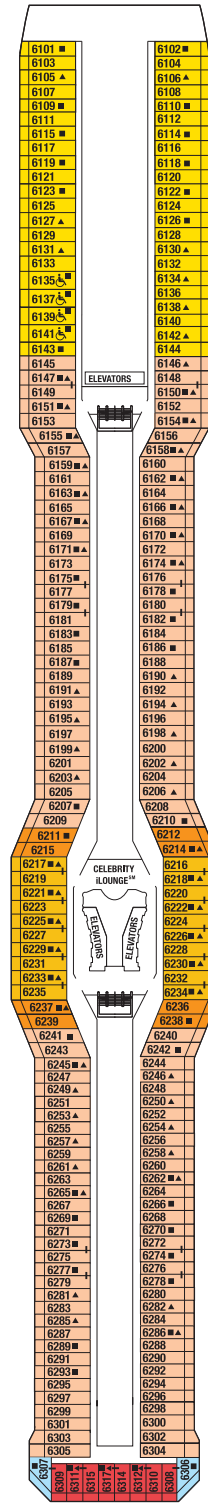
Deck 7

SS UV SV DV V1 V2 O1 I2



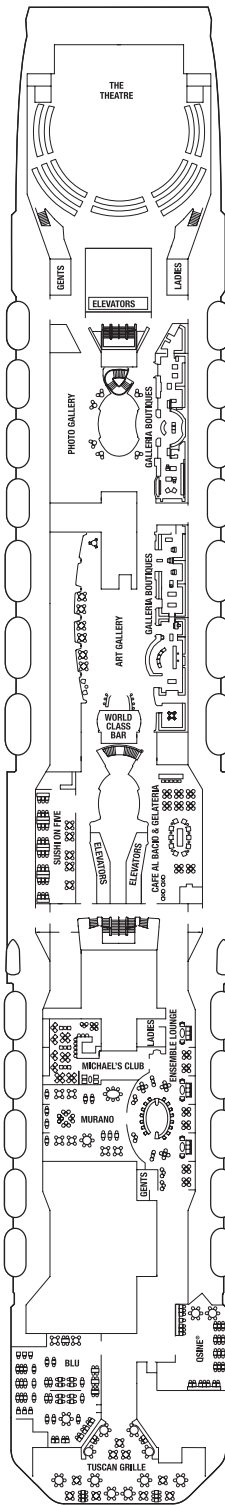
Deck 6

SS SV DV V1 V2 V3

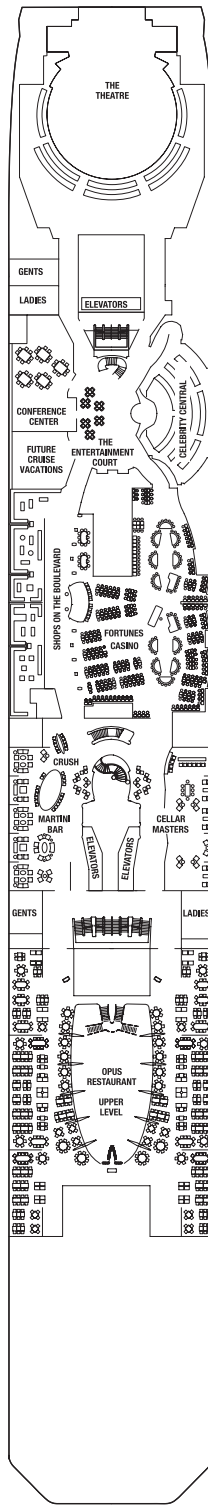


- | | | | | |
|---------------------|---------------------------|---------------------------|---------------------------------|-----------------------------------|
| RF Reflection Suite | A1 Prime AquaClass® | UV Ultra Deluxe Veranda | O1 Prime Ocean View | ◆ Obstructed View Stateroom |
| PS Penthouse Suite | A2 AquaClass | SV Sunset Veranda | O2 Ocean View | ▣ Single Sofa Bed |
| RS Royal Suite | A3 Sunset Concierge Class | DV Deluxe Veranda | I1 Prime Inside | ▣ One Upper Berth |
| SG Signature Suite | C1 Prime Concierge Class | V1 Prime Veranda | I2 Inside | ┆ Connecting Staterooms |
| CS Celebrity Suite | C2 Concierge Class | V2 Veranda | ⊕ Medical Facility - Deck 2 | ┆ Inside Stateroom Door Location |
| AS Aqua Sky Suite | | V3 Veranda (Partial View) | ⊕ Located by Mid-Ship Elevators | ♿ Wheelchair Accessible Stateroom |
| SS Sunset Sky Suite | | | | ♿ Featuring Roll-In Shower |
| SI Sky Suite | | | | |

Deck 5



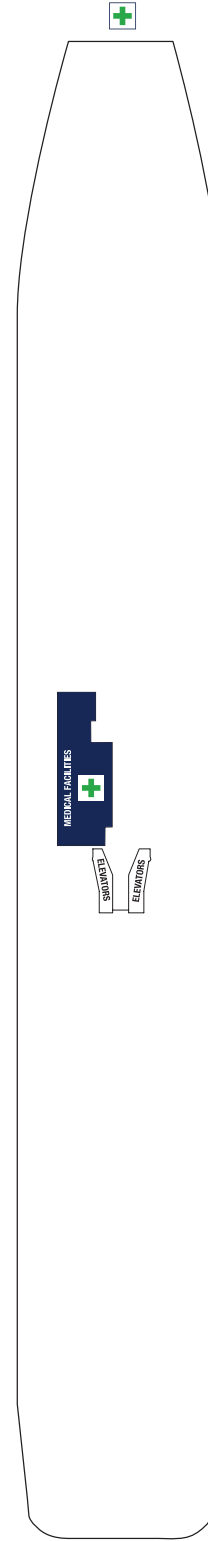
Deck 4



Deck 3



Deck 2



AFT STARBOARD PORT FORWARD

DECK PLANS, STATEROOMS, AND VENUES VARY PER SHIP.

Staterooms with an upper bed and sofa bed accommodate a maximum of four guests. Accessible staterooms with a sofa bed accommodate a maximum of three guests. Accessible suites with a sofa bed accommodate a maximum of four guests.

Deck plans are not drawn to scale. Deck numbers reflect upper guest levels.

Visit celebrity.com for the most up-to-date deck plans.

Explore stateroom categories, interactive experiences, and 360° virtual tours at celebrity.com/virtual-tours.